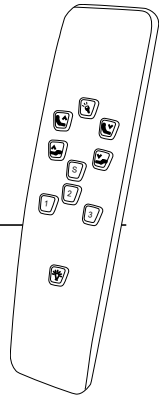
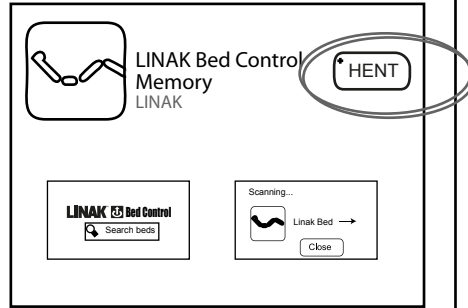


BRUGSVEJLEDNING LINAK APP TD3

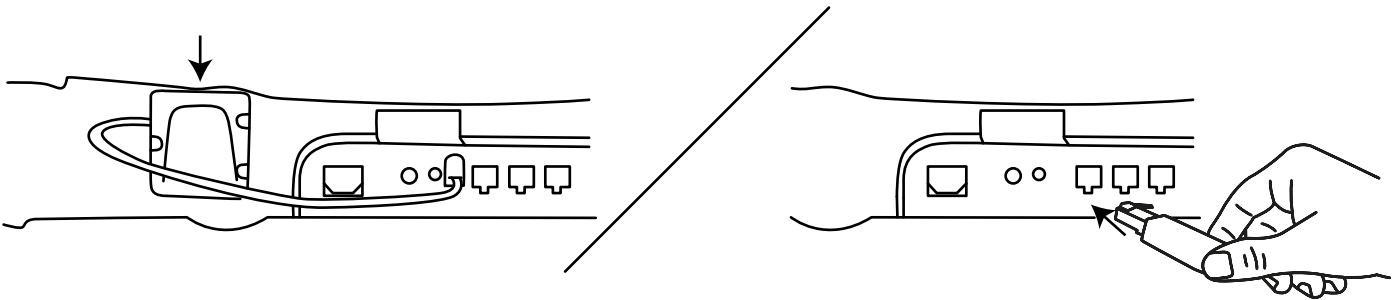
HOW TO LINAK APP TD3



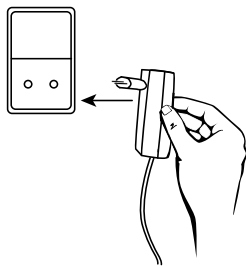
- 1 **Hent App *LINAK BED CONTROL* fra App store (apple) eller Google store (Android)**
Download App *LINAK BED CONTROL* from App store (Apple) or Google store (Android)



- 2 **Tjek at Bluetooth enheden er monteret på TD3 motoren**
Make sure the Bluetooth module is mounted on the TD3 engine

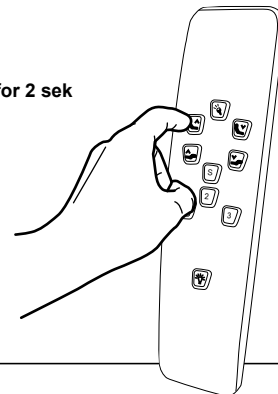


- 3 **Tilslut strøm til motoren**
Pluck in the Power Supply



- 4 **Tryk på en knap på fjernbetjeningen**
Press one button on the remote control

Press down for 2 sek



- 5 **Motoren og mobil/tablet parres. Gå i instillinger. Vælg Bluetooth - Derunder vælges Linak enheden**
On your mobile device go to Bluetooth setup and connect to *LINAK BT MODULE*




Wi-Fi



Bluetooth



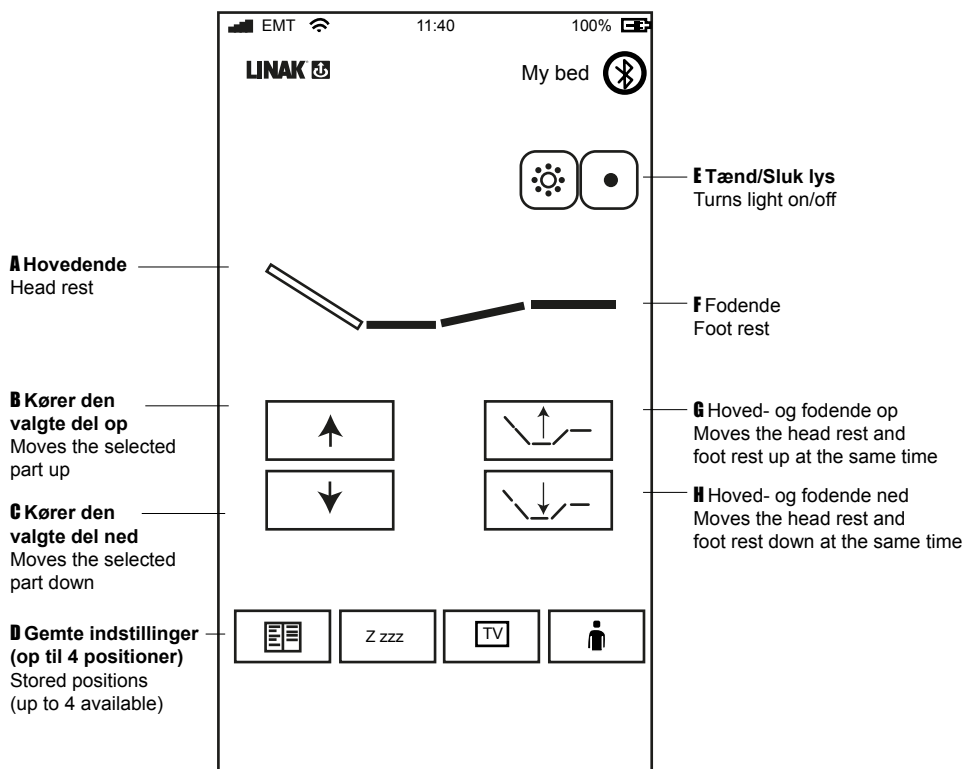
Bluetooth



MINE ENHEDER

LINAK

Tilslut



Hvordan bruger du App'en

How to use the App

VÆLG HOVED- ELLER FODENDE / Select head or foot

Vælg hvilken del, der skal eleveres

A Hovedende eller **F** Fodende

Select which part to operate head or foot

A Head rest or **F** Foot rest

OP (B) / Up

Eleverer den valgte del op

Moves the selected part up

NED (C) / Down

Eleverer den valgte del ned

Moves the selected part down

GEMTE INSTILLINGER (D) / Stored positions

Mulighed for op til 4 personlige positioner

Tryk på knappen og positionen er gemt

4 stored positions can be directly accessed

by pressing the corresponding button

LYS (E) / Light

Tænd/Sluk knapper for lys

Turns on and off a connected light

SYNKRONISERET OP ELLER NED (G + H)

/ Synchronize drive up or down

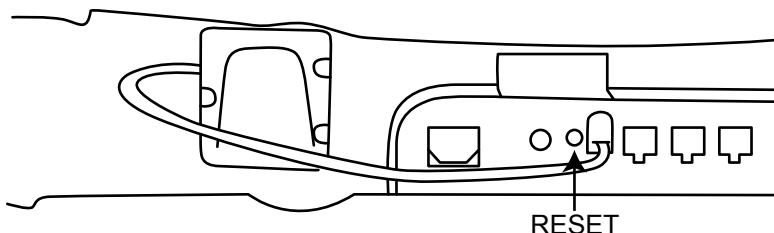
Eleverer begge dele op eller ned samtidigt

Moves both head and foot up or down at the same time

- independent of the selected part

7 **Nødsænkning**

Emergency lowering



RESET